

School Accountability Report Card

Reporting for school year 2007-2008 • Published in 2008-2009

Almaden Elementary

Grades K-5

SAN JOSÉ UNIFIED SCHOOL DISTRICT

855 Lenzen Avenue
San José, CA 95126
(408) 535-6000

Superintendent
Don Iglesias

Assistant Superintendents
Dr. William J. Erlendson
Chris D. Funk

Board of Education

Pam Foley
Richard Garcia
Jorge González
Veronica Grijalva Lewis
Leslie Reynolds



Principal

Enrique Pin
Enrique_Pin@sjusd.org



Grades K-5

1295 Dentwood Drive ▼ San José, CA 95118
Phone: (408) 535-6207 ▼ Fax: (408) 535-2328

Trustee Area 4
Verónica Grijalva Lewis, Board Member

Principal's Comments

The Almaden School Mission is to prepare all students to strive for high academic success, be socially responsible, and aspire to be confident, positive, and productive members of an ever-changing society. We embody this mission through rigorous academic teaching, programs that promote a positive school climate and student safety, an appreciation of our diversity and cultural heritages, opportunities for student leadership, and a strong support system for academically struggling students. Our success was demonstrated this year when Almaden students met all academic proficiency goals measured by the Academic Performance Index (API). Clearly, Almaden is closing the achievement gap. Students succeed when they work in a positive school environment that meets their needs, and Almaden is proud of its outstanding accomplishment.

As a Reading First School, we are committed to providing the best reading instruction for every student. This can only be accomplished through a commitment to professional development of our teachers, through which they continuously learn cutting-edge Best Teaching Practices in the essential curricular areas of reading, writing, and mathematics. All teachers have received AB 466 Reading First and AB 466 Math training through the Santa Clara Office of Education. They have also received training in Frontloading, Universal Access, GLAD strategies, and Cultural Diversity. In the past several years, all teachers were trained in practical proven systems of teaching writing skills to every child. First, second, third, fourth and fifth grade classes participate in the Accelerated Reader program enabling students to read books on their own and take an immediate computerized assessment. In addition, all teachers are trained and follow Grade Level Meeting guidelines. Teachers closely evaluate student data in order to provide an individualized teaching approach (differentiation), and to identify and provide strategic academic intervention where needed. Professional development is emphasized throughout the year. Goals for this year are to continue to move English Language Learners into Proficient and Advanced categories as measured by the CELDT test, and to continue the upward trend of overall student achievement in Language Arts and Mathematics as measured by our CST scores.

Principal's Experience

Mr. Enrique Pin is the new Principal at Almaden Elementary as of the 2007-2008 school year. He succeeds Principal Miguel Montes. Mr. Pin is an 18-year veteran in Education, with teaching and administrative experience in all levels of primary and secondary public education.

Major Achievements

- Implemented an Accelerated Reading program to help all our students increase reading scores.
- Continued the Reading First Program for a sixth year to improve reading.
- Implemented a Math Coach into the instructional day to provide modeling and math strategies, and small group intervention.
- Implemented "Language!" a Language Arts curriculum for students who are below grade level in reading.
- Continued implementation of school wide Guided Language Acquisition Design Strategies (GLAD).
- Implemented the After School Homework Club, with a computer lab component focused on reading and math, supervised by Almaden teachers.
- Implemented a school wide instructional schedule to be followed with fidelity for the core subjects.
- Implemented various parent workshops training for parents in reading and math and parental skills.

Parental Involvement

Parent volunteers are welcomed into the classroom. They are encouraged to participate in school activities and to become members of the PTA, School Site Council, and the Bilingual Advisory Committee. In order to encourage participation of our parents, we hold monthly morning parent training classes, parent in-services, and monthly coffee conversations with the principal.

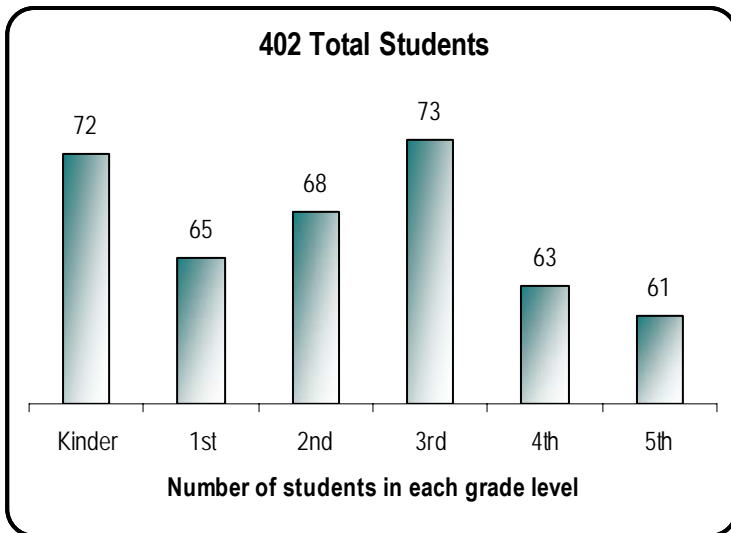
To have greater participation of parents in a single evening, the School Site Council, English Learners Advisory Council, and Parent Teachers Association meetings have been streamlined to meet the same evening. A state preschool program is now available and in partnership with the YWCA, day care is now available onsite.

Parent education classes have been expanded to include six-week mini-workshops and morning classes to help parents learn to teach their children reading skills. Parents have been recruited to read to the primary grades in the Dichos de las Madres program. We will continue to recruit parents for school activities and to help them get involved in the learning process for their children in order to achieve maximum student success. We continue to build a closer partnership with parents and the community. Together, we strive to implement the best possible program for all our students.

To find out more about our parent programs, please contact Mr. Javier Chavez at 408-535-6207. We are providing you with this information in the hope that it will help you determine the quality of education and services your student is receiving at Almaden Elementary School. We have implemented several new programs that we believe will improve our students' academic performance.

Demographics

The chart and table below show the number of students enrolled in each grade level and the percent of students enrolled who are identified as being in a particular group during the 2007-2008 school year.



African American	2.49%
American Indian or Alaska Native	0.75%
Asian	3.23%
Filipino	1%
Hispanic or Latino	81.84%
Pacific Islander	%
White (Not Hispanic)	7.96%
Multiple or No Response	2.74%
Socioeconomically disadvantaged	84%
English Learners	76%
Students with disabilities	8%



Class Size

Average Class Size and Class Size Distribution

Grade	2005-2006			2006-2007			2007-2008		
	Avg. Class Size	Number of Classrooms		Avg. Class Size	Number of Classrooms		Avg. Class Size	Number of Classrooms	
		1-20	21-32		33+	1-20		21-32	33+
K	19.8	4		18.0	3		18.0	4	
1	18.3	3		16.8	4		20.3	2	1
2	18.3	3		16.3	4		18.3	3	
3	24.5		2	26.5		2	31.0		2
4	31.0		2	26.5		2	28.0		2
5	25.0	1	1	26.5		2	30.0		2
6									
K-3							20.0	1	
3-4									
4-8									
Other									

This table displays by grade level the average class size and the number of classrooms that fall into each size category (a range of total students per classroom).

Climate for Learning

Safety

Almaden Elementary School has conducted and created a comprehensive school safety plan that follows District and school policy. The Safety Plan was updated Oct. 15, 2007 and reviewed with staff on Oct. 17, 2007. Monthly Fire drills and quarterly earthquake drills ensure orderly responses by teachers and students in such an event. In addition, teachers are trained in safety procedures for a "Shelter in Place" event. Our annual school climate survey consistently indicates that students (and teachers) feel safe at school. Almaden strongly promotes positive social interactions between students on the playground, in the classroom, and in the cafeteria. Our Peace Builders and student-trained Conflict Managers programs promote a school wide sense of personal safety and an atmosphere of community at Almaden. Students feel that teachers and the administrative team are available help them with problem solving.

Homework

Almaden's philosophy toward the value of homework is that it is an essential life skill that teaches students responsibility, time management skills, and enhances the classroom curricula. The homework policy involves nightly reading appropriate for the student grade level and ability, as well as review of grammar and math concepts taught during instruction. At Almaden, homework centers for enrichment and remediation have been implemented to help students do well in their course work. Currently there are six literacy homework centers, one math center and a computer assisted math and reading programs after school. Teachers are part of our after-school homework center program to provide individualized help with homework.

Discipline

Almaden has the Peace Builders Program, a behavior plan developed to encourage positive student interaction. Students recite the Peace Builder Pledge each morning after the flag salute. Parents are educated in the goals of the program in addition to receiving a copy of the District's Behavior Handbook. We believe in recognizing and rewarding positive behavior. Achievement in academics, attendance, and citizenship are recognized through monthly Super-Star, Super-Citizen, and Peace Builder assemblies. Recognition programs are in place to reward student work, attendance, and behavior. In addition, selected students have been trained in conflict management and resolution techniques. The rules and consequences of misbehavior are discussed and posted in every classroom, but every effort is made to reward positive behavior, which serves as a deterrent to negative behaviors.

Suspensions and Expulsions—3 year comparison

	School			District		
	2005-06	2006-07	2007-08	2005-06	2006-07	2007-08
Rate of Suspensions	6.3%	8.3%	7.7%	13.2%	12.6%	13.6%
Rate of Expulsions	0.0%	0.0%	0.0%	0.3%	0.2%	0.2%
This table displays the rate of suspensions and expulsions (total number of incidents divided by the total enrollment) at the school and district levels for the most recent three-year period.						

Facilities

The current Almaden School site was opened in September 1974. The school's maintenance is done on a regular basis. There is one full-time day custodian and a crew of four one-hour night custodians. Almaden students and staff have a high regard for the appearance of the school and the beautiful murals that adorn the school. Student volunteers receive special recognition for keeping the school campus clean. These combined efforts have resulted in a low incidence of vandalism. Almaden began upgrading the facility in the summer of 2001. Upgrades included new carpeting, heating, air conditioning units, a new roof, upgrading our electrical wiring. In the summer of 2006, work was done in the bathrooms, playing fields, and areas prone to flooding. In the summer of 2007, a major renovation was done to the main media center building. Previously open-walled classrooms were enlarged and enclosed. Small Group Instruction workrooms were added, as well as fresh paint, new carpeting, new counters, and shelving.

This table displays the results of the most recently completed school site inspection to determine the school facility's good repair status.

Date of Inspection—September 18, 2008	Good	Fair	Poor	Repair needed and action taken or planned
Gas leaks	✓			
Mechanical Systems	✓			
Windows/Doors/Gates (Interior and Exterior)	✓			
Interior Surfaces (walls, floors and ceilings)	✓			No soap dispenser in room 16B. Water spots on ceiling in PS2. Work orders submitted 10/08
Hazardous Materials (interior and exterior)	✓			
Structural Damage	✓			
Fire Safety	✓			
Electrical (interior and exterior)			✓	Lights out in 18 areas. Light/outlet covers missing in 3 areas. Work orders processed 10/08
Pest/Vermin Infestation	✓			
Drinking Fountains (inside and outside)	✓			
Restrooms	✓			
Sewer	✓			
Roofs	✓			
Playground/School Grounds	✓			
Overall cleanliness	✓			

Overall Summary of School Facility Good Repair Status

Facility Condition	Exemplary	Good	Fair	Poor
		✓		

Teacher and Staff Information

Teacher Credentials

Teachers	School			District
	2005-06	2006-07	2007-08	2007-08
With Full Credential	24	23	24	1496
Without Full Credential	0	1	0	68
Teaching Outside Subject Area of Competence	1	0	0	5

This table displays the number of teachers assigned to the school with a full credential, without a full credential, and those teaching outside of their subject area of competence.



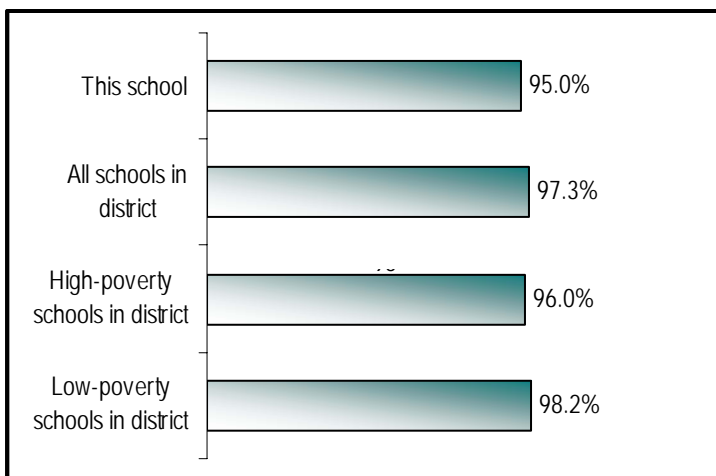
Teacher Misassignments and Vacant Teacher Positions

Indicator	2006-2007	2007-2008	2008-2009
Misassignments of Teachers of English Learners	0	0	0
Total Teacher Misassignments	0	0	0
Vacant Teacher Positions	0	0	0

- Teacher misassignments (teachers assigned without proper legal authorization)
- Note: Total Teacher Misassignments includes the number of Misassignments of Teachers of English Learners.**
- Vacant teacher positions (not filled by a single designated teacher assigned to teach the entire course at the beginning of the school year or semester).

Detailed information about teacher qualifications can be found at the CDE Web site at <http://dq.cde.ca.gov/dataquest/>.

Core Academic Classes Taught by NCLB Compliant Teachers



The *No Child Left Behind Act* (NCLB) requires that all teachers teaching in core academic subjects are to be "highly qualified". In general, NCLB requires that each teacher must have:

- A bachelor's degree
- A state credential or an Intern Certificate/Credential for no more than three years
- Demonstrated subject matter competence for each core subject to be taught by the teacher.

This chart displays the percent of classes in core academic subjects taught by NCLB compliant teachers. More information on teacher qualifications required under NCLB can be found at the California Department of Education's Web site at <http://www.cde.ca.gov/nclb/sr/tq/>.

Teacher and Staff Information

Evaluating/Improving Teachers

All temporary and probationary teachers are evaluated twice each year for three years. All permanent teachers are evaluated every other year. The current evaluation procedure has been updated and provides greater support for teachers. The District provides new staff with Mentor Programs, including Beginning Teacher School Assistance (BTSA), Professional Development Coaches (PDC), and many trainings from classroom management strategies to long term planning processes.

Professional Development

All K-5 teachers participated in Reading First, AB 466 summer training in 2004, 2005 and 2006. They also attended follow up training sessions throughout the year. The scope of professional development offered and supported by the Educational Services, ranges from supporting teachers in the certification process, i.e. CLAD, BCLAD, SB65 and AB 466 training, to in-service in State and local instructional priorities such as the reading initiatives and the math/science development. In addition, teachers have received training from the school district on Universal Access (UA), Guided Language Acquisition Design (GLAD).

Substitute Teachers.

When teachers are absent, it is important to hire highly qualified substitute teachers. The quality of instruction depends on the ability of the substitute to maintain the program in the teacher's absence. A shortage of substitute teachers is a critical problem throughout California. This is compounded by the fact that San Jose Unified School District competes for the same pool of substitutes as neighboring districts.

Academic Counselors

Almaden has 1.0 FTE academic counselor for its 406 students.

Curriculum

Reading and Writing

Almaden is a Reading First School, which means that every teacher K-5 has been trained in teaching strategic reading practices. Students in K-3 receive 150 minutes per day of uninterrupted Language Arts instruction and Grades 4/5, 120 minutes. All K-5 staff members have received training in the Reading First AB 466 instructional program. The Third, Fourth, and Fifth grade classes are participating in the Accelerated Reader program in which students read appropriate reading leveled books on their own and are assessed on a computerized quiz. Students keep a record of how many books they have read during the year. The majority of teachers have been trained in The Step Up to Writing program. It is a practical, proven system of teaching writing skills to every child.

Math

The goals in mathematics for Almaden students are to develop fluency, procedural skills, an understanding of mathematical concepts, and the ability to use mathematical reasoning to solve mathematical problems. Learned skills will include recognizing and solving routine problems, communicating precisely about quantities, logical relationships, and unknown values using signs, symbols, models, graphs, and mathematical terms. Students' progress will be measured by Benchmarks, CST, PBA, Fifty in a Minute quizzes, Chapter Tests and other teacher prepared assessments.

Science

Based on District standards for science, the students understand and apply the concepts of physical science, life science, and earth and space science. They learn to think scientifically, conduct scientific investigations, understand, and use scientific tools and technologies, communicate and understand scientific information and processes, and understand how developments in science and technology affect society and the environment. At Fifth Grade, all students are required to take the California Standards Test in Science. They are well prepared by the teachers to be proficient in Science concepts. Almaden 4th graders have participated in the Children's Discovery Museum's hands-on BioSITE program for the past seven years. Through this outstanding program, students do monthly fieldwork at the Guadalupe Creek where they perform water quality testing and learn about wetland ecology and geology.

Social Studies

All students will develop knowledge and cultural understanding, incorporating learning's from history and other humanities, geography and social sciences. The students will acquire knowledge based on the District's standards for History and Social Science.

Textbooks

Core Curricular textbooks from Houghton Mifflin for Reading and Harcourt Brace for Math are used as designated by new textbook adoptions and the SJUSD Division of Instruction to meet the SJUSD, and State Standards.

All students are provided with the core subject area textbooks and supplementary instructional materials.

Percent of Pupils Who Lack Sufficient Textbooks and Instructional Materials in Core Curriculum Areas				
Reading/Language Arts	0%		Science	0%
Mathematics	0%		History-Social Science	0%
Foreign Language	0%		Health	0%
Visual and Performing Arts			Science Laboratory Equipment (grade 9-12)	0%
A list of textbooks and adoption dates is available at: http://www.sjUSD.org/schools/documentation/downloads/Textbook_listing.pdf				

Specialized Programs

GATE

To further nurture the child's development, additional school site support services provide three annual meetings for parents of gifted children, and a yearly professional development workshop for classroom teachers on differentiated classroom instruction to meet the academic needs of the gifted student.

Special Ed

Curriculum resources for Special Education students include Math Steps, Test Ready, Computation tests, Step Up to Writing, Touch Math, Project Write, and a variety of reading materials. Students also receive computer training in the classroom and computer lab. To support students reaching their academic potential level based on District standards, Almaden has in place the following staff: Two SDC/Transition Specialists, one RSP, and one Speech/Language Pathologist.

At-risk students

Students who are two years below grade level in reading receive the Houghton Mifflin "Language!" series for reading development. At risk students also receive services from the school Drop-Out Prevention Counselor, attend the Saturday School program, receive before or after school academic intervention, receive differentiated instruction in the classroom, and Universal Access intervention during the instructional day.

English language learners

The Core Curriculum for English Language Learners is in five levels: English Language Development, (linking the regular core curriculum), Primary Language Instruction, Specially Designed Academic Instruction in English (SDAIE), Mainstream Academic Instruction and Self-Image and Cross Cultural Instruction.

English Learners who have been in the ALA program since kindergarten receiving primary language instruction, will transition into English literacy by the end of the third grade. Prior to testing for reclassification, every student will have been provided with the Step Up To Writing Process, Reciprocal teaching, Accelerated Reader Program in the Spanish Learning Center and Classroom Libraries.

After-school programs

After School All Stars; Boys and Girls Learning Club Silicon Valley, School Soar to Success Intensive Reading Instruction. Before and after school Interventions in reading and math. Saturday Academy.

Tutoring

Tutors from General Electric

School Finances (Fiscal Year 2006-2007)

Expenditures Per Pupil and School Site Teacher Salaries

Level	Total Expenditures per Pupil	Restricted (supplemental) expenditures per pupil	Unrestricted (basic) expenditures per pupil	Average Teacher Salary
School Site	\$11,116	\$5,487	\$5,628	\$64,286
District	\$9,107	\$3,912	\$5,195	\$65,633
Percent Difference - School Site and District	22.06%	40.26%	8.33%	-2.05%
State			\$5,300	\$65,008
Percent Different - School Site and State			6.19%	-1.11%

This table displays a comparison of the school's per pupil expenditures from unrestricted (basic) sources with other schools in the district and throughout the state, and a comparison of the average teacher salary at the school site with average teacher salaries at the district and state levels. Detailed information regarding school expenditures can be found at the Current Expense of Education Web page at <http://www.cde.ca.gov/ds/fd/ec/> and teacher salaries can be found on the Certificated Salaries and Benefits Web Page at <http://www.cde.ca.gov/ds/fd/cs/>.

Types of Services Funded

San José Unified School District spent an average of \$8,553 per student in the 2005–2006 school year, compared to \$7,860 per student spent on average by all unified districts in the state. Total operating expenses for the 2005–2006 year were \$255,329,802. Additional details about San Jose Unified's expenditures can be found on the Ed-Data web site (www.ed-data.k12.ca.us).

These expenses are for costs related to educational services to students as well as directly related support costs, such as utilities, custodial and maintenance costs. Included also are central support costs related to such activities as hiring, purchasing and accounting. This figure does not include food services, land acquisition, new construction, and other expenditures unrelated to core educational purposes. The expenses-per-student figure is calculated by dividing total expenses by the district's average daily attendance (ADA).

Comparison of District and State Teacher and Administrative Salaries (Fiscal Year 2006-07)

This table displays district-level salary information for teachers, principals, and superintendents, and compares these figures to the state averages for districts of the same type and size. The table also displays teacher and administrative salaries as a percent of a district's budget, and compares these figures to the state averages for districts of the same type and size. Detailed information regarding salaries may be found on the Certificates Salaries and Benefits Web page at <http://www.cde.ca.gov/ds/fd/cs/>.

Category	District Amount	State Average For Districts In Same Category
Beginning Teacher Salary	\$42,584	\$40,721
Mid-Range Teacher Salary	\$70,360	\$65,190
Highest Teacher Salary	\$85,510	\$84,151
Average Principal Salary (Elementary)	\$87,838	\$104,476
Average Principal Salary (Middle)	\$101,285	\$108,527
Average Principal Salary (High)	\$108,876	\$119,210
Superintendent Salary	\$228,660	\$210,769
Percent of Budget for Teacher Salaries	37.7%	39.9%
Percent of Budget for Administrative Salaries	5.1%	5.5%

Student Performance

California Standards Test (CST)

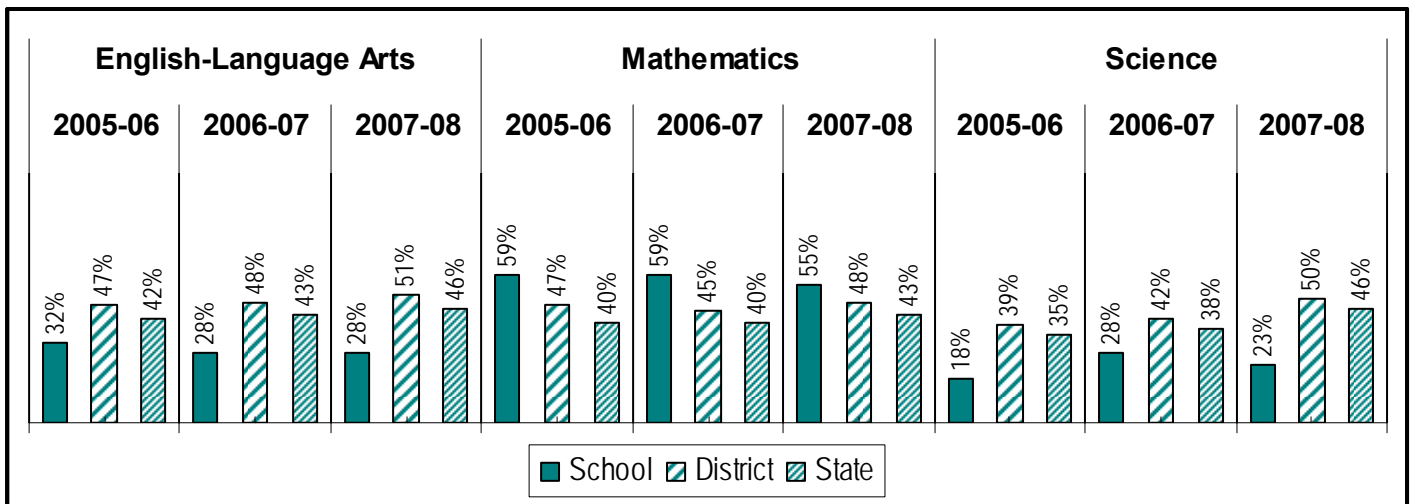
The California Standards Tests (CST) show how well students are doing in relation to the State content standards and are reported as performance levels. Students are tested in the following areas:

- English and Language Arts—Grades 2-11
- Mathematics—Grades 2—11
- Science—Grades 5, 8, 9, 10 and 11
- History and Social Science—Grades 8, 10 and 11

Detailed information regarding CST results for each grade and proficiency level, including the percent of students not tested, can be found at the CDE Web site at <http://star.cde.ca.gov/>. *Scores are not shown when the number of students tested is 10 or less because the number of students in this category is too small for statistical accuracy or privacy protection. In no case shall any group score be reported that would deliverately or inadvertently make public the score or performance of any individual student.*

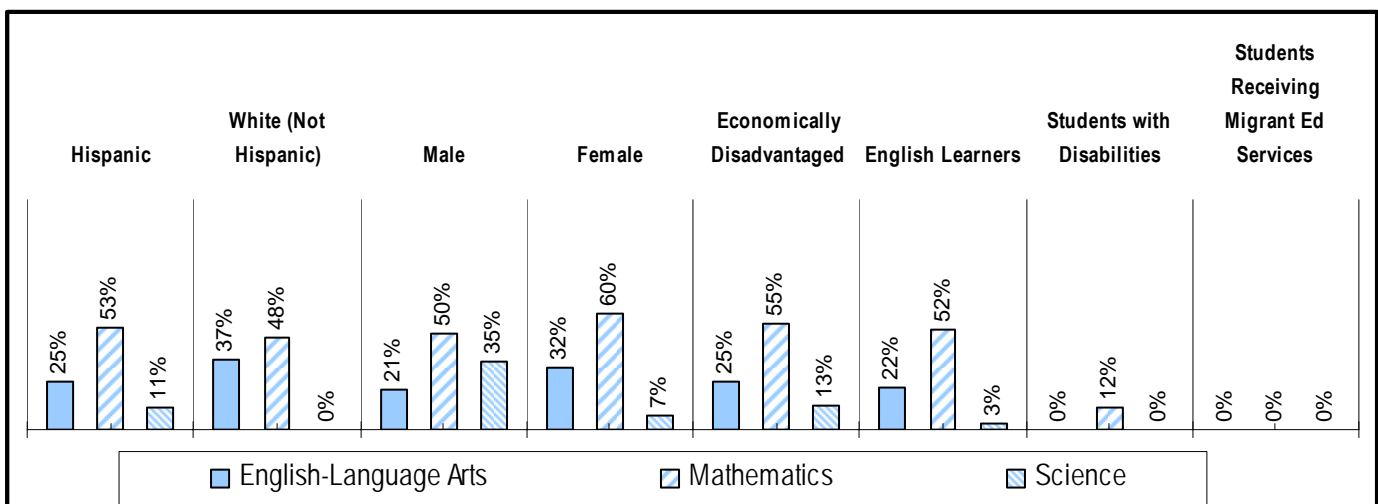
California Standards Test (CST) All Students—Three-Year Comparison

Percent of students achieving at the proficient or advanced level



California Standards Test (CST) by Student Group—Most Recent Year

Percent of students at the proficient or advanced level



Academic Performance Index (API)

The **Academic Performance Index (API)** is an annual measure of the academic performance and progress of schools in California. API scores range from 200 to 1,000 with a statewide target of 800. Detailed information about the API can be found at the CDE API Web Page at <http://www.cde.ca.gov/ta/ac/ap/>

API Ranks

This table displays the school's similar schools API ranks. These ranks are published when the Base API is released each March. The statewide API rank ranges from 1 to 10. A statewide rank of 1 means that the school has an API score in the lowest 10% of all schools in the state, while a statewide rank of 10 means that the school has an API score in the highest 10% of all schools in the state. The similar schools API rank reflects how a school compares to 100 statistically matched "similar schools." A similar schools rank of 1 means that the school's academic performance is comparable to the lowest performing 10 schools of the 100 similar schools, while a similar schools rank of 10 means that the school's academic performance is better than at least 90 of the 100 similar schools.

API Rank	2005	2006	2007
Statewide	4	5	4
Similar Schools	3	9	8

API Changes by Student Group -- Three Year Comparison

This table displays, by student group, the actual API changes in points added or lost for the past three years, and the most recent API score. Note: "N/A" means that the student group is not numerically significant.

	Actual API Change			API Score
	2005-06	2006-07	2007-08	2008
All students at this school	47	-20	7	733
Hispanic or Latino	53	-17	15	720
White (Not Hispanic)				
Socioeconomically disadvantaged	47	-8	12	724
English Learners	60	-14	21	708
Students with Disabilities				

Adequate Yearly Progress (AYP)

The federal NCLB act requires that all schools and districts meet the following Adequate Yearly Progress (AYP) criteria:

- Participation rate on the state's standards-based assessments in English-language arts (ELA) and mathematics
- Percent proficient on the state's standards-based assessments in ELA and mathematics
- API as an additional indicator
- Graduation rate (for secondary schools)

Detailed information about AYP, including participation rates and percent proficient results by student group, can be found at the CDE AYP Web page at <http://www.cde.ca.gov/ta/ac/ay/>.

AYP Criteria	School	District
Overall	No	No
Participation Rate - English-Language Arts	Yes	Yes
Participation Rate - Mathematics	Yes	Yes
Percent Proficient - English-Language Arts	No	No
Percent Proficient - Mathematics	Yes	No
API	Yes	Yes
Graduation Rate	n/a	Yes
This table displays an indication of whether the school and the district made AYP overall and whether the school and the district met each of the AYP criteria.		

Federal Intervention Program (School Year 2008-09)

Indicator	School	District
Program Improvement Status	Not in PI	Not in PI
First Year of Program Improvement Implementation		
Year in Program Improvement		
Number of Schools Currently in Program Improvement		6
Percent of Schools Currently in Program Improvement		11.5%
Detailed information about PI identification can be found at the CDE AYP Web page at http://www.cde.ca.gov/ta/ac/ay/ .		

Schools and districts receiving federal Title I funding enter Program Improvement (PI) if they do not make AYP for two consecutive years in the same content area (English-language arts or mathematics) or on the same indicator (API or graduation rate). After entering PI, schools and districts advance to the next level of intervention with each additional year that they do not make AYP.

California Physical Fitness Test

Grade Level	Percent of Students Scoring in the Healthy Zone in all 6 fitness standards
5	12.5%

The California Physical Fitness Test is administered to students in grades 5, 7, and 9 only. This table displays the percent of students at this school meeting fitness standards (scoring in the healthy fitness zone on all six fitness standards) for the most recent testing period.

Detailed information regarding the California Physical Fitness Test, and comparisons of a school's test results to the district and state levels, can be found at the CDE Web site at <http://www.cde.ca.gov/ta/tq/pf/>.

Note: To protect student privacy, scores are not shown when the number of students tested is 10 or less. In no case shall any group score be reported that would deliberately or inadvertently make public the score or performance of any individual student.

San José Unified School District

The School Accountability Report Card (SARC), which is required by law to be published annually, contains information about the condition and performance of each California public school. More information about SARC requirements is available on the SARC Web page at <http://www.cde.ca.gov/ta/ac/sa/>. For additional information about the school, parents and community members should contact the school principal or the district office.

San José Unified's SARCs are prepared by the Office of Public Engagement.

(408) 535-6650 ▼ Fax (408) 535-2302

<http://www.sjUSD.org>

Data and Access

DataQuest

DataQuest is an online data tool located at <http://dq.cde.ca.gov/dataquest/> that contains additional information about this school and comparisons of the school to the district, the county, and the state. Specifically, *DataQuest* is a dynamic system that provides reports for accountability (e.g. Academic Performance Index [API], Adequate Yearly Progress [AYP], test data, enrollment, graduates, dropouts, course enrollments, staffing, and data regarding English learners).

Internet Access

Internet access is available at public libraries and other locations that are publicly accessible (e.g., the California State Library). Access to the Internet at libraries and public locations is generally provided on a first-come, first-served basis. Other use restrictions include the hours of operation, the length of time that a workstation may be used (depending on availability), the types of software programs available on a workstation, and the ability to print documents.