

## *School Accountability Report Card*

*Reporting for school year 2007-2008 • Published in 2008-2009*

# Horace Mann Elementary Grades K-5

## **SAN JOSÉ UNIFIED SCHOOL DISTRICT**

855 Lenzen Avenue  
San José, CA 95126  
(408) 535-6000

**Superintendent**  
Don Iglesias

**Assistant Superintendents**  
Dr. William J. Erlendson  
Chris D. Funk

### **Board of Education**

Pam Foley  
Richard Garcia  
Jorge González  
Veronica Grijalva Lewis  
Leslie Reynolds



*Principal*

Juan Correa  
Juan\_Correa@sjusd.org



**Grades K-5**

55 North 7th Street ▼ San José, CA 95112

Phone: (408) 535-6237 ▼ Fax: (408) 535-2315

**Trustee Area 2**

**Richard Garcia, Board Member**

## Principal's Comments

### Vision:

*One School. One Community. Connected.*

### Mission Statement:

*Horace Mann School is a community of lifelong learners dedicated to developing caring, open-minded, and responsible students. We work together to create a better world through academics, inquiry, intercultural understanding, and respect.*

Horace Mann is building a strong tradition of success for students. Horace Mann School provides students with a strong academic program in an environment that is multicultural and technologically rich. Horace Mann School was founded as a school dedicated to the development of the whole child. Our goal is to equip students from diverse communities with the attitudes, knowledge, and skills required to learn and become productive and responsible citizens. We believe in the statement, *"All students Can Learn: All Students Can Succeed."*

As a neighborhood school, we are proud to be a positive agent for change in our community, and know that building strong relationships between the school and the community is essential to our student's success. We are passionate about providing every one of our students with the knowledge and skills essential for their success, and supporting their development as lifelong learners.

In keeping with our school-wide focus on school wide continuous, reflective, improvement, Horace Mann staff, and students constantly examine their performance on District Benchmark and Performance Assessments, setting new goals to drive our increased future success.

Parent involvement is central to our success as a site, and Horace Mann is proud of its many outlets for parents to become connected to the school. Team Horace, SELAC, SSC, Los Dichos, and the Horace Mann Foundation are just a few of the major parent groups that help us to fully support our students towards personal ongoing success.

At Horace Mann School, all of our stakeholders are committed to our vision of, "One School. One Community. Connected."

## Principal's Experience

Juan D. Correa is new to Horace Mann this year, but not new to the district. Mr. Correa began his career at Horace Mann as a 2<sup>nd</sup> grade Bilingual Teacher. He is a strong advocate for children, and strives to ensure that the social, emotional, and academic needs of all students are met everyday. He has served as an educator for over ten years.

Mr. Daryk Tenorio was the administrator for the 2007-2008 academic year.

## Major Achievements

- International Baccalaureate Primary Year Program Candidate school
- International Baccalaureate Advocacy Group with neighboring feeder middle and high schools
- Many teachers trained in *Frontloading using* Houghton Mifflin Language Arts curriculum
- Implementation of *Language B* a component of International Baccalaureate Primary Year Program
- \$40, 000 was raised in our 5<sup>th</sup> Annual Walk-A -Thon
- Celebrated our 1<sup>st</sup> Annual Fall Festival highlighting *Day of the Dead*, an event celebrated by Latin American and
- Asian countries

## Parental Involvement

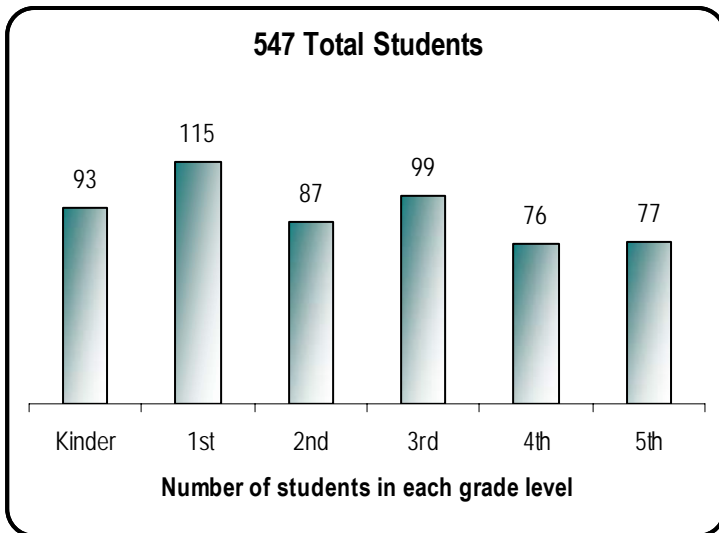
Horace Mann School truly believes that the success of all students is driven by strong partnerships between all members of the community. Parents, students from local colleges and high schools, and community members all volunteer at the site.

Principal, Juan D. Correa, hosts weekly Parent Coffees often include guest speakers. Parents are given an opportunity to meet directly with the principal to ask questions, share concerns, and celebrate successes.

Horace Mann has an established School Site Council (SSC), which fully represents all stakeholders – from parents to teaching and classified staff and administration. In addition, the Site English Learner Advisory Committee (SELAC) supports the needs of English learners program at the site.

## Demographics

The chart and table below show the number of students enrolled in each grade level and the percent of students enrolled who are identified as being in a particular group during the 2007-2008 school year.



African American	2.93 %
American Indian or Alaska Native	0.55 %
Asian	8.23 %
Filipino	1.46 %
Hispanic or Latino	76.23 %
Pacific Islander	0.18 %
White (Not Hispanic)	7.68 %
Multiple or No Response	2.74 %
Socioeconomically disadvantaged	78 %
English Learners	64 %
Students with disabilities	15 %



## Class Size

### Average Class Size and Class Size Distribution

Grade	2005-2006				2006-2007				2007-2008			
	Avg. Class Size	Number of Classrooms			Avg. Class Size	Number of Classrooms			Avg. Class Size	Number of Classrooms		
		1-20	21-32	33+		1-20	21-32	33+		1-20	21-32	33+
K	20.0	4			19.5	4			19.4	5.0		
1	20.0	5			18.5	4			19.3	6.0		
2	19.0	4			19.8	4	1		19.3	3.0		
3	29.0		2		30.0		1		28.3		3.0	
4	30.0		1		31.0		1		30.0		1.0	
5	28.5		2		31.0		2		30.0		2.0	
6												
K-3	20.0	1			18.0	1			18.0	2.0		
3-4	29.0		1		29.5		2		26.0		1.0	
4-8	31.0		1		30.0		1		31.0		1.0	
Other												

This table displays by grade level the average class size and the number of classrooms that fall into each size category (a range of total students per classroom).

Horace Mann offers English Language Development (ELD) classes for parents, in addition to citizenship classes.

In partnership with Third Street Community Center, Horace Mann is able to offer parents and all community members a wide range of adult enrichment courses.

Parents are actively recruited to volunteer in their children’s classroom. Volunteerism depends on the individual parent, and parent volunteer training is offered each year to parents.

The parent group Los Dichos, run in partnership with Project Cornerstone aims this parent group to involve monolingual Spanish speaking parents in their children’s classroom through literacy.

For further information about our parent volunteer program, please contact Marcella Iglesias, Parent Liaison, at 535-6237.

## Climate for Learning

### Safety

Horace Mann’s safety plan was updated in October 2008 and was last reviewed with staff in November of 2008.

The Horace Mann staff has created and adopted “The Husky Way” school climate program and philosophy. “The Husky Way” promotes safety, productivity, and kindness in all students, parents, and staff members. Classes hold weekly class meetings to actively promote “The Husky Way.” Each Monday morning, the entire school community comes together to recite, “The Husky Way” pledge and to announce the week’s Husky Heroes – students who exemplify safety, kindness, and productivity in their classrooms. Students receive Husky Bucks in recognition of their good citizenship.

We believe that students should be recognized for their strengths and respected for their differences. Classroom environments are created to promote a community of learners. We believe that learning occurs best when teachers and students share responsibility in a nurturing environment.

### Homework

The City of San Jose provides funding for an after school home work club administered by our classroom teachers in addition to Third Street Community Center is available on a daily basis to assist enrolled students with homework. The site based City program helps students to complete their homework in a well-organized and safe environment, and runs daily from 2:00 –5:30 pm. For Third Street Community Center days and hours, please contact them directly at 661-3097 The YWCA provides before and after school childcare services on a daily basis. This program is fee based; please contact them directly at 295-4011 x215 for rates and hours/days of operation. In addition, teachers volunteer to do after school intervention program that supports homework skills.

### Discipline

Often, negative student behavior is an indicator of low academic achievement and maladaptive coping skills. At Horace Mann, we believe in a “Systems Approach” to supporting students and their families. Student and family support is provided and managed by our site’s two Coordinators of Student Services (CSS). In addition, both CSSs supervise and manage the SST (Student Study Team) process and the individual and group efforts of Social Work interns from the College of Social Work at San Jose State University. A Family Support Team (FST), a team of teachers, the school nurse, Social Work Interns, resource teachers, the school psychologist, the speech and language specialist, and the school principal meet weekly to discuss students’ academic, attendance, and behavioral issues.

### Suspensions and Expulsions—3 year comparison


	School			District		
	2005-06	2006-07	2007-08	2005-06	2006-07	2007-08
<b>Rate of Suspensions</b>	6.8%	6.5%	9.9%	13.2%	12.6%	13.6%
<b>Rate of Expulsions</b>	0.0%	0.0%	0.0%	0.3%	0.2%	0.2%
This table displays the rate of suspensions and expulsions (total number of incidents divided by the total enrollment) at the school and district levels for the most recent three-year period.						

## Facilities

Horace Mann returned to its original school site in the fall of 2003. Our new three-story building was built in partnership with the City of San Jose. The new building has 35 classrooms with Small Group Instruction (SGI) rooms between each pair of classrooms. It also has beautiful administration offices, a media center, and computer lab in addition to a multipurpose room with a stage. The playground has the latest in engaging playground equipment. The third floor rooftop playground is used to for outdoor science and social studies experiments. The school site has the capacity to house 600+ plus students in grades Preschool – 5th grade.

On September 18, 2008, Horace Mann was visited by the Williams Act team from the Santa Clara County of Education. I am pleased to say that we passed the book inventory visit and the physical plant visit.

During the summer on 2009, the stairwell will be repainted.



This table displays the results of the most recently completed school site inspection to determine the school facility's good repair status.

Date of Inspection—September 19, 2008	Good	Fair	Poor	Repair needed and action taken or planned
Gas leaks	✓			
Mechanical Systems	✓			
Windows/Doors/Gates (Interior and Exterior)	✓			
Interior Surfaces (walls, floors and ceilings)	✓			
Hazardous Materials (interior and exterior)	✓			
Structural Damage	✓			
Fire Safety	✓			State inspection form posted in elevator cars dated 12/13/07
Electrical (interior and exterior)	✓			
Pest/Vermin Infestation	✓			
Drinking Fountains (inside and outside)	✓			
Restrooms	✓			
Sewer	✓			
Roofs	✓			
Playground/School Grounds	✓			
Overall cleanliness	✓			

## Overall Summary of School Facility Good Repair Status

Facility Condition	Exemplary	Good	Fair	Poor
	✓			

## Teacher and Staff Information

### Teacher Credentials

Teachers	School			District
	2005-06	2006-07	2007-08	2007-08
With Full Credential	25	28	27	1496
Without Full Credential	2	1	2	68
Teaching Outside Subject Area of Competence	0	0	0	5

This table displays the number of teachers assigned to the school with a full credential, without a full credential, and those teaching outside of their subject area of competence.



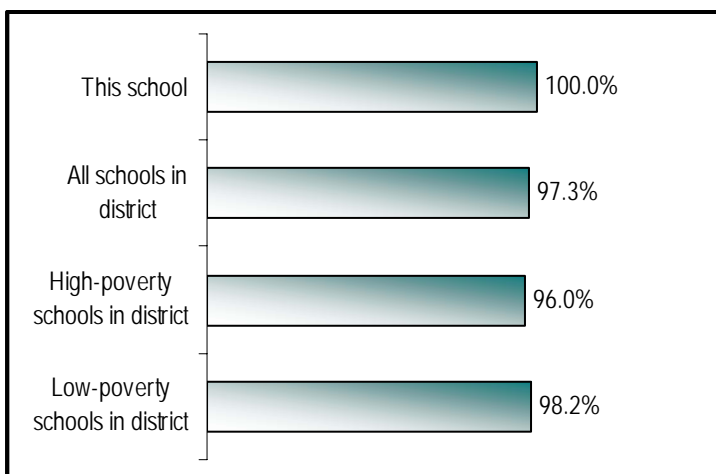
### Teacher Misassignments and Vacant Teacher Positions

Indicator	2006-2007	2007-2008	2008-2009
Misassignments of Teachers of English Learners	0	0	0
Total Teacher Misassignments	0	0	0
Vacant Teacher Positions	2	0	0

- Teacher misassignments (teachers assigned without proper legal authorization)
- **Note: Total Teacher Misassignments includes the number of Misassignments of Teachers of English Learners.**
- Vacant teacher positions (not filled by a single designated teacher assigned to teach the entire course at the beginning of the school year or semester).

Detailed information about teacher qualifications can be found at the CDE Web site at <http://dq.cde.ca.gov/dataquest/>.

### Core Academic Classes Taught by NCLB Compliant Teachers



The *No Child Left Behind Act* (NCLB) requires that all teachers teaching in core academic subjects are to be "highly qualified". In general, NCLB requires that each teacher must have:

- A bachelor's degree
- A state credential or an Intern Certificate/Credential for no more than three years
- Demonstrated subject matter competence for each core subject to be taught by the teacher.

This chart displays the percent of classes in core academic subjects taught by NCLB compliant teachers. More information on teacher qualifications required under NCLB can be found at the California Department of Education's Web site at <http://www.cde.ca.gov/nclb/sr/tq/>.

## Evaluating/Improving Teachers

All temporary and probationary teachers are evaluated yearly. Permanent teachers are evaluated every other year. All evaluations are conducted by the principal and focus on best practices and efficacy of instruction. The principal conducts 'one on ones' with all teachers six times a year to examine instructional programs, identify successes, and investigate and address areas for improvement. Teachers know that their needs and areas for improvement will be addressed not only by the principal, but by the Leadership and Resource Team as well.

## Professional Development

Professional Development at Horace Mann is based on teacher need assessments and focuses on developing and supporting effective teaching Professional Development activities including supporting the development of English Language Learners, continuous improvement in instructional strategies, methodology, and curricular expertise - all necessary to serve a diverse student population. All new teachers are provided with mentors and coaches to ensure they are fully supported and connected to our learning community. In all cases, Horace Mann strives to provide teachers with all of the support they need to develop into effective educators.

Professional Development is delivered via a variety of methods depending on teacher and trainer availability. Site run and developed trainings are given after school and on Saturdays. Development delivered by the school district and outside agencies is offered on weekends, after school, and during the school day, depending on the length and focus of the training being offered.

## Substitute Teachers

At Horace Mann, substitute teachers are considered "guest teachers". They frequently comment on students' focus and good behavior as well as the consistency of school wide routines and expectations. Horace Mann does not have an issue securing substitute teachers when teachers attend district trainings.

## Support Staff

Horace Mann has 2.0 FTE Academic Counselors and 1.0 FTE Speech/Language/Hearing Specialist..

# Curriculum

## Reading and Writing

Horace Mann School places a strong emphasis on Language Arts, particularly reading and writing. All teachers use the state adopted Houghton Mifflin Language Arts curriculum. The Houghton Mifflin Language Arts curriculum is supported by our school wide use of 'Step Up to Writing,' a research based writing program adopted district wide. All teaching staff receives ongoing training in the "Step Up To Writing" program. Additionally, Horace Mann uses the Accelerated Reader (AR) program to excite and engage students in reading and advance their proficiency.

## Math

The Harcourt Brace math program is used school wide, and is closely aligned to the California State Standards for mathematics. This core curriculum area continues to be a strength for all students at Horace Mann School.

## Science

Incorporating GLAD strategies, teachers use the comprehensive state and district standards as the focus of science instruction. The use of in class labs and visuals, as well as technology results in a well-developed science program at the site.

## Social Studies

Horace Mann uses the state and district adopted Social Studies program to instruct in alignment with the state and district standards. Supplementary texts, audiovisual aides, periodicals, and first person accounts develop social studies concepts. In keeping with the PYP and GLAD models, field trips are used to enhance grade level topics and further students understanding of the social studies curriculum.

## Textbooks

Horace Mann School, in alignment with SJUSD, is committed to the regular adoption of major subject area textbooks that are aligned with the California State Standards. All students have individual copies of adopted textbooks; all teachers have complete sets of teaching guides and support materials and receive training on all new adoptions.

Students visit the library weekly as a class, and are able to come daily as needed. The collection of over 10,000 titles contains both English and Spanish books, is kept up-to-date by a part time media clerk as well as community and parent volunteers. Students are taught how to select books based on reading ability as well as interest level. Checkout and inventory is computer controlled.

Horace Mann is a leader in the use of technology in education at the elementary school level. The traditional computer lab has been replaced with mobile computer laptop carts and desktop computers in classrooms that request them. Every teacher is provided with an LCD projector in addition to a laptop computer used to prepare lesson plans or classroom presentations. Horace Mann School is equipped with a wireless network that can be accessed campus wide. At the annual Summer Institute for teachers, ongoing in-service is provided in the area of technology.

Percent of Pupils Who Lack Sufficient Textbooks and Instructional Materials in Core Curriculum Areas				
Reading/Language Arts	0%		Science	0%
Mathematics	0%		History-Social Science	0%
Foreign Language	0%		Health	0%
Visual and Performing Arts			Science Laboratory Equipment (grade 9-12)	0%
A list of textbooks and adoption dates is available at: <a href="http://www.sjUSD.org/schools/documentation/downloads/Textbook_listing.pdf">http://www.sjUSD.org/schools/documentation/downloads/Textbook_listing.pdf</a>				

## Specialized Programs

### GATE

GATE students are identified via an annual district test. All staff members have been trained in Differentiation strategies to engage GATE students in the regular education classroom. With the implementation of the International Baccalaureate Primary Years Program (PYP), units of inquiry will be used in all classrooms to fully engage and excite the minds of all students, GATE and otherwise.

### Special Ed

Horace Mann has a Special Day Class for upper grade students. An RSP program is available to assist individual students who require additional assistance in core academic areas. A full time Speech Therapist is on site.

### At-risk students

Academic interventions provided to students include: extended day, targeted instruction, tutoring, homework support and supervision as well as supplemental instruction provided by Resource Teachers as well as outside agencies. The FST team meets regularly to discuss and address the needs of low-performing students.

Students who are at risk emotionally are also part of the SST/FST process. In addition, Horace Mann provides services to these students via BSW (Bachelor in Social Work) Interns, the Bill Wilson Center/Center for Living with Dying (small group and individual therapy), and a referral process is in place to connect families and students with community organizations.

Horace Mann School is committed to the idea that all students can be successful and should receive any support necessary to achieve academic *and* social success.

### English language learners

Horace Mann has eleven ALA (Academic Language Acquisition) classes for English Learner (EL) Spanish speaking students. This program teaches EL/ALA students core academic subjects in their primary language until 3<sup>rd</sup> grade. Beginning in 3<sup>rd</sup> grade, EL/ALA students begin their formal transition into English Language Arts. All students in the ALA program have a parental exception waiver on file at the site.

Parents of EL students, who decide not to place their student in the ALA program, are enrolled in the Structured English Immersion (SEI) program. In this classroom environment, EL students are taught core subjects in English using SDAIE strategies.

An integral part the success of EL students in both ALA and SEI programs at Horace Mann is the English Language Development (ELD) component of instruction. In grades K-3, ELD is delivered through the District adopted Avenues program. EL students are grouped across grade level, ensuring that students are instructed at their language proficiency level. For grades 4 and 5, ELD is imbedded into the daily English/Language Arts block. Teachers also utilize GLAD strategies throughout the day to instruct students.

Horace Mann, in conjunction with the District's Parent Education Office, also offers ESL classes for parents to support their second language acquisition.

### Students with disabilities

Students with learning disabilities are served and assisted by the RSP teacher, members of the Resource Team, and the site's full time Speech-Language Therapist. Occupational therapy is provided to all qualifying students.

### After-school programs

A variety of site based and off site after-school programs are offered to Horace Mann students. The After School Allstars provides a comprehensive on site after school program that includes homework support, sports, and enrichment activities. Students enrolled in the City program who qualify for Supplemental Educational Service (SES) programs are also served through Extreme Learning and Tutor Works, based on parent ballot.

Boys and Girls Club, Sports4Kids, Third Street Community Center, and the YWCA after school care program also offer after school programs to Horace Mann students.

### Tutoring

Housed on the Horace Mann campus, Reading Partners provides one on one tutoring to students identified as reading below grade level. Students are referred to Reading Partners by their classroom teacher, and are given intense support in mastery of the California State Standards in Reading.

### Peer tutoring

Sportz4Kids is implementing a *Junior Coach Program* where 4<sup>th</sup> and 5<sup>th</sup> grade students act as mentors for the younger students during lunch recess. The students meet once a week to review strategies they use and to review any concerns that arise from their interaction with students.

## School Finances (Fiscal Year 2006-2007)

### Expenditures Per Pupil and School Site Teacher Salaries

Level	Total Expenditures per Pupil	Restricted (supplemental) expenditures per pupil	Unrestricted (basic) expenditures per pupil	Average Teacher Salary
School Site	\$9,768	\$4,965	\$4,803	\$59,288
District	\$9,107	\$3,912	\$5,195	\$65,633
Percent Difference - School Site and District	7.26%	26.92%	-7.55%	-9.67%
State			\$5,300	\$65,008
Percent Different - School Site and State			-9.38%	-8.80%

This table displays a comparison of the school's per pupil expenditures from unrestricted (basic) sources with other schools in the district and throughout the state, and a comparison of the average teacher salary at the school site with average teacher salaries at the district and state levels. Detailed information regarding school expenditures can be found at the Current Expense of Education Web page at <http://www.cde.ca.gov/ds/fd/ec/> and teacher salaries can be found on the Certificated Salaries and Benefits Web Page at <http://www.cde.ca.gov/ds/fd/cs/>.

### Types of Services Funded

San José Unified School District spent an average of \$8,553 per student in the 2005–2006 school year, compared to \$7,860 per student spent on average by all unified districts in the state. Total operating expenses for the 2005–2006 year were \$255,329,802. Additional details about San Jose Unified's expenditures can be found on the Ed-Data web site ([www.ed-data.k12.ca.us](http://www.ed-data.k12.ca.us)).

These expenses are for costs related to educational services to students as well as directly related support costs, such as utilities, custodial and maintenance costs. Included also are central support costs related to such activities as hiring, purchasing and accounting. This figure does not include food services, land acquisition, new construction, and other expenditures unrelated to core educational purposes. The expenses-per-student figure is calculated by dividing total expenses by the district's average daily attendance (ADA).

### Comparison of District and State Teacher and Administrative Salaries (Fiscal Year 2006-07)

This table displays district-level salary information for teachers, principals, and superintendents, and compares these figures to the state averages for districts of the same type and size. The table also displays teacher and administrative salaries as a percent of a district's budget, and compares these figures to the state averages for districts of the same type and size. Detailed information regarding salaries may be found on the Certificates Salaries and Benefits Web page at <http://www.cde.ca.gov/ds/fd/cs/>.

Category	District Amount	State Average For Districts In Same Category
Beginning Teacher Salary	\$42,584	\$40,721
Mid-Range Teacher Salary	\$70,360	\$65,190
Highest Teacher Salary	\$85,510	\$84,151
Average Principal Salary (Elementary)	\$87,838	\$104,476
Average Principal Salary (Middle)	\$101,285	\$108,527
Average Principal Salary (High)	\$108,876	\$119,210
Superintendent Salary	\$228,660	\$210,769
Percent of Budget for Teacher Salaries	37.7%	39.9%
Percent of Budget for Administrative Salaries	5.1%	5.5%

# Student Performance

## California Standards Test (CST)

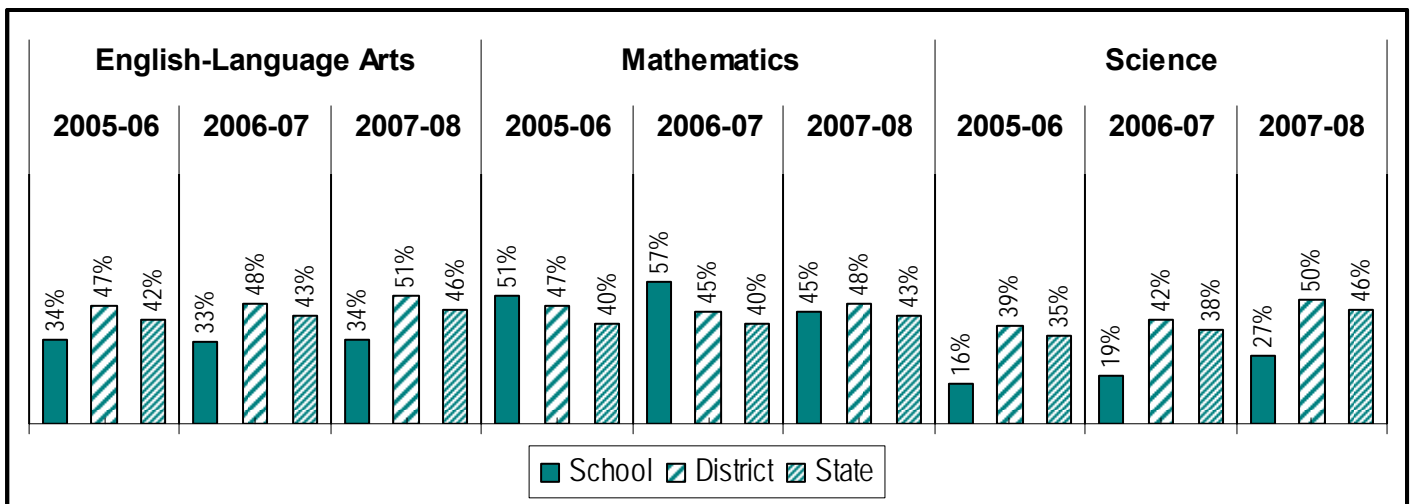
The California Standards Tests (CST) show how well students are doing in relation to the State content standards and are reported as performance levels. Students are tested in the following areas:

- English and Language Arts—Grades 2-11
- Mathematics—Grades 2—11
- Science—Grades 5, 8, 9, 10 and 11
- History and Social Science—Grades 8, 10 and 11

Detailed information regarding CST results for each grade and proficiency level, including the percent of students not tested, can be found at the CDE Web site at <http://star.cde.ca.gov/>. *Scores are not shown when the number of students tested is 10 or less because the number of students in this category is too small for statistical accuracy or privacy protection. In no case shall any group score be reported that would deliverately or inadvertently make public the score or performance of any individual student.*

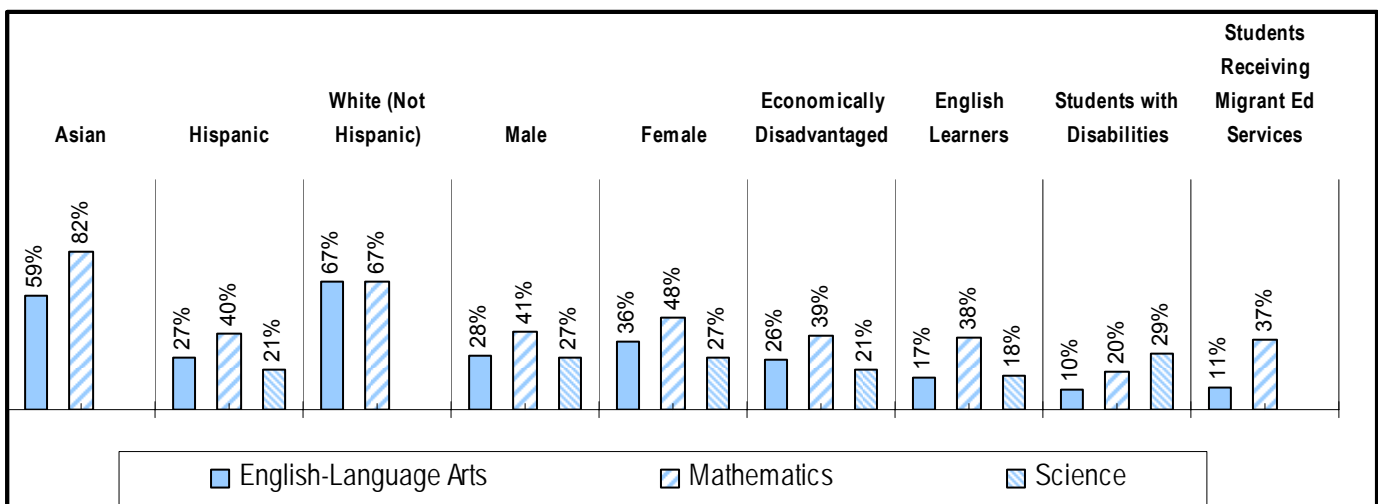
### California Standards Test (CST) All Students—Three-Year Comparison

Percent of students achieving at the proficient or advanced level



### California Standards Test (CST) by Student Group—Most Recent Year

Percent of students at the proficient or advanced level



## Academic Performance Index (API)

The **Academic Performance Index (API)** is an annual measure of the academic performance and progress of schools in California. API scores range from 200 to 1,000 with a statewide target of 800. Detailed information about the API can be found at the CDE API Web Page at <http://www.cde.ca.gov/ta/ac/ap/>

### API Ranks

This table displays the school's similar schools API ranks. These ranks are published when the Base API is released each March. The statewide API rank ranges from 1 to 10. A statewide rank of 1 means that the school has an API score in the lowest 10% of all schools in the state, while a statewide rank of 10 means that the school has an API score in the highest 10% of all schools in the state. The similar schools API rank reflects how a school compares to 100 statistically matched "similar schools." A similar schools rank of 1 means that the school's academic performance is comparable to the lowest performing 10 schools of the 100 similar schools, while a similar schools rank of 10 means that the school's academic performance is better than at least 90 of the 100 similar schools.

API Rank	2005	2006	2007
Statewide	3	3	3
Similar Schools	5	4	6

### API Changes by Student Group -- Three Year Comparison

This table displays, by student group, the actual API changes in points added or lost for the past three years, and the most recent API score. Note: "N/A" means that the student group is not numerically significant.

	Actual API Change			API Score
	2005-06	2006-07	2007-08	2008
All students at this school	7	29	-12	711
Hispanic or Latino	22	40	-31	689
White (Not Hispanic)				
Socioeconomically disadvantaged	6	36	-18	692
English Learners	43	58	-43	680
Students with Disabilities				

### Adequate Yearly Progress (AYP)

The federal NCLB act requires that all schools and districts meet the following Adequate Yearly Progress (AYP) criteria:

- Participation rate on the state's standards-based assessments in English-language arts (ELA) and mathematics
- Percent proficient on the state's standards-based assessments in ELA and mathematics
- API as an additional indicator
- Graduation rate (for secondary schools)

Detailed information about AYP, including participation rates and percent proficient results by student group, can be found at the CDE AYP Web page at <http://www.cde.ca.gov/ta/ac/ay/>.

AYP Criteria	School	District
Overall	No	No
Participation Rate - English-Language Arts	Yes	Yes
Participation Rate - Mathematics	Yes	Yes
Percent Proficient - English-Language Arts	No	No
Percent Proficient - Mathematics	Yes	No
API	Yes	Yes
Graduation Rate	n/a	Yes
<p><b>This table displays an indication of whether the school and the district made AYP overall and whether the school and the district met each of the AYP criteria.</b></p>		

## Federal Intervention Program (School Year 2008-09)

Indicator	School	District
Program Improvement Status	Not in PI	Not in PI
First Year of Program Improvement Implementation		
Year in Program Improvement		
Number of Schools Currently in Program Improvement		6
Percent of Schools Currently in Program Improvement		11.5%
Detailed information about PI identification can be found at the CDE AYP Web page at <a href="http://www.cde.ca.gov/ta/ac/ay/">http://www.cde.ca.gov/ta/ac/ay/</a> .		

Schools and districts receiving federal Title I funding enter Program Improvement (PI) if they do not make AYP for two consecutive years in the same content area (English-language arts or mathematics) or on the same indicator (API or graduation rate). After entering PI, schools and districts advance to the next level of intervention with each additional year that they do not make AYP.

### California Physical Fitness Test

Grade Level	Percent of Students Scoring in the Healthy Zone in all 6 fitness standards
5	2.1%

The California Physical Fitness Test is administered to students in grades 5, 7, and 9 only. This table displays the percent of students at this school meeting fitness standards (scoring in the healthy fitness zone on all six fitness standards) for the most recent testing period.

Detailed information regarding the California Physical Fitness Test, and comparisons of a school's test results to the district and state levels, can be found at the CDE Web site at <http://www.cde.ca.gov/ta/tq/pf/>.

*Note: To protect student privacy, scores are not shown when the number of students tested is 10 or less. In no case shall any group score be reported that would deliberately or inadvertently make public the score or performance of any individual student.*

## San José Unified School District

The School Accountability Report Card (SARC), which is required by law to be published annually, contains information about the condition and performance of each California public school. More information about SARC requirements is available on the SARC Web page at <http://www.cde.ca.gov/ta/ac/sa/>. For additional information about the school, parents and community members should contact the school principal or the district office.

San José Unified's SARCs are prepared by the Office of Public Engagement.

**(408) 535-6650** ▼ Fax (408) 535-2302

<http://www.sjUSD.org>

### Data and Access

#### DataQuest

*DataQuest* is an online data tool located at <http://dq.cde.ca.gov/dataquest/> that contains additional information about this school and comparisons of the school to the district, the county, and the state. Specifically, *DataQuest* is a dynamic system that provides reports for accountability (e.g. Academic Performance Index [API], Adequate Yearly Progress [AYP], test data, enrollment, graduates, dropouts, course enrollments, staffing, and data regarding English learners).

#### Internet Access

Internet access is available at public libraries and other locations that are publicly accessible (e.g., the California State Library). Access to the Internet at libraries and public locations is generally provided on a first-come, first-served basis. Other use restrictions include the hours of operation, the length of time that a workstation may be used (depending on availability), the types of software programs available on a workstation, and the ability to print documents.