



Principal

Randy Schmidt

Assistant Principals

Instruction: Mary Ann Sy
 Guidance: Elizabeth Roselman
 Discipline: Alfonso Gallegos
 Student Support: Lori Flanagan

Academic Counselors

Veronica Gonzalez (A-Ca)
 Christina Sariñana (Ce-J)
 Eunice Esquivel (K-Ra)
 Chad Luna (Re-Z)

Willow Glen High School is a 67-year-old community landmark, rich in history and tradition. We are a suburban school serving a diverse and dynamic population of students. We provide outstanding academic, co-curricular, and extracurricular programs, as well as sustained college entrance advising and personal guidance support. Our students have a range of extracurricular opportunities that include visual and performing arts, athletics, and over 30 student-driven clubs including robotics, and mock trial. The comprehensive instructional program supports every student to meet all state academic standards and to be fully prepared to enter a four-year university. Our school boasts strong community support through our active Athletic Boosters, Performing Arts Boosters, Manos Unidas organization, and the Willow Glen Education Foundation.

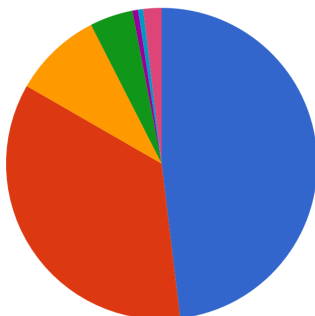
DEMOGRAPHICS

WGHS has an enrollment of approx. 1,706 students:

- 41.8% are Economically Disadvantaged
- 10.5% are English-Language Learners
- 10% are Students with disabilities

Ethnic Breakdown

- Hispanic 48.1
- White, not Hispanic 35.2%
- Asian 9.2%
- Black, not Hispanic 4.4%
- American Indian or Alaskan Native 0.59%
- Pacific Islander 0.53%
- Declined to State 1.9%



GRADUATION REQUIREMENTS

Students in SJUSD are required to accrue 220 credits to graduate, earned in the following academic disciplines:

Subjects	Credits
English	40
Am Gov/Econ	10
US History	10
World History	10
Math	30
Science	30
LOTE	20
Visual/Perf Arts	20
PE	20
Electives	30
Total	220

Additional Requirements:
 40 hours of community service

State certificates:

1. Algebra
2. Health
3. Safety/First Aid

Grading System

A	4
B	3
C	2
D	1
F	0

GRADING AND RANKING

Willow Glen High School does not report individual rank in class, nor weigh grades. The Cumulative GPA calculation is based on all courses, including non-college preparatory classes. Pluses and minuses do not affect GPA calculations. The 2017 Senior class had the largest number of valedictorians, to date. 13 students earned a 4.0; 84 students earned a 3.5 to 3.99; 108 students earned a 3.0 to 3.49; 211 students earned a 2.9 or lower.

ATHLETICS

Fall	Winter	Spring
Cross Country	Boys Basketball	Badminton
Field Hockey	Girls Basketball	Baseball
Football	Boys Soccer	Golf
Girls Tennis	Wrestling	Girls Lacrosse
Girls Volleyball		Softball
Boys Water Polo		Swimming
Girls Water Polo		Boys Tennis
		Track and Field
		Boys Volleyball

RECOGNITION AND AWARDS

2017-2018 Sports highlights

League Champions: Boys/Girls Varsity Cross Country, Boys FS Cross Country, Girls JV Cross Country, JV Girls Basketball, Varsity Baseball, Varsity Boys Volleyball

CCS Appearances: Boys/Girls Cross Country, Girls Volleyball, Field Hockey, Boys/Girls Water Polo, Boys/Girls Basketball, Girls Soccer, Wrestling, Baseball, Boys Volleyball, Swimming, Track and Field, Golf

State Appearance: Boys Cross Country, Swimming, Wrestling

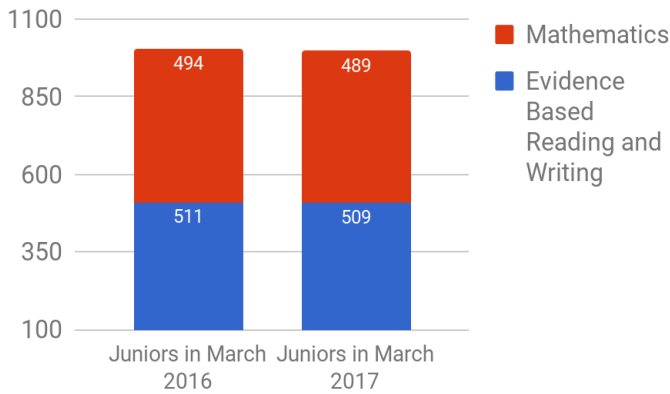
STANDARDIZED TESTING

AP Exams: 458 students took a total of 947 AP Examinations in 2017. 65% of the total AP Students passed with a scores of 3 or higher. We also have 111 AP Scholars, including those with Honor (19), and with Distinction (52).

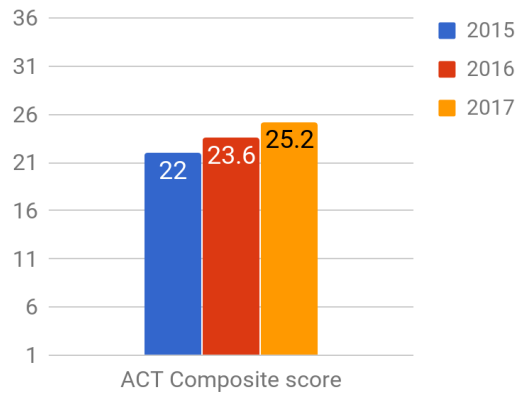
SAT Day: The San Jose Unified School District’s mission is to eliminate the opportunity gap and provide every student with the finest 21st century education. Starting Spring 2016, San Jose Unified School District provided the SAT Exam free of charge to all Juniors in the district.

ACT/SAT exams: WGHS does not report SAT/ACT scores on school transcripts. From the class of 2017: 131 seniors took the SAT; and a total of 79 students took the ACT.

SAT School Day



ACT Average Score



COURSES OFFERED

At Willow Glen High School, we strive to prepare our students to be the thinkers, leaders and creators of tomorrow. We offer a total of 96 courses including:

- 22 AP courses
- 6 Honors courses
- 1 Accelerated course
- 4 Community College courses

Advanced Placement Courses AP			Honors Courses	Accelerated Courses
English Language	Statistics	Physics 2	English 3/4	Algebra 2
English Literature	Environmental	Spanish Language	Spanish 5/6	
World History	Science	Spanish Literature	Biology	SJCC Courses
US History	Capstone Seminar	French	Chemistry	American Sign Language 1 & 2*
Economics	Capstone Research	Music Theory	Physics	Intro to Race & Ethnicity in
Government	Computer Science	Psychology*	Pre-Calculus	American History*
Calculus AB	Biology			Social Problems*
Calculus BC	Chemistry			

*Courses added as of 2017-2018

Course Highlights

Willow Glen High school has a strong emphasis on STEM programs:

- **Project Lead the Way Biomedical Sciences Program (PLTW):** A three-course curriculum focusing on human medicine. Course sequence as follows: Principles of Biomedical Sciences, Human Body Systems, and Medical Interventions.
- **Engineering Science Technology:** Students are prepared for the technological world. Mechanical, fluid, electrical and thermal systems are studied, primarily, through hands-on student labs.
- **Computer Science:** Access to college level coding coursework, through Computer Science courses: Exploring Computer Science and AP Computer Science A. Courses allow students to explore computer technology field careers in the computer engineering and technology industries.
- **Silicon Valley Career Technical Education: (SVCTE):** 27 courses are available for WGHS students; 18 are STEM focused courses; 20 courses are A-G approved.

POST-SECONDARY EDUCATION

Willow Glen High school had a total of 382 students graduate. Of the 2017 senior class 46% matriculated into 4-year colleges and/or universities; 43% matriculated to 2-year colleges; 8% selected employment, vocational or military service; and 3% undecided.

Students from the Class of 2017 were accepted at the following colleges and universities throughout the state and country:

University of California

- Berkeley*
- Davis*
- Irvine*
- Los Angeles*
- Merced*
- Riverside*
- San Diego*
- Santa Barbara*
- Santa Cruz*

California State Universities

- Cal Poly San Luis Obispo*
- Cal Poly Pomona
- Channel Islands
- Chico*
- Dominguez Hills*
- East Bay
- Fresno
- Fullerton*
- Long Beach*
- Los Angeles*
- Monterey Bay
- Northridge*
- Sacramento*
- Stanislaus
- Humboldt
- San Diego*
- San Francisco*
- San Jose*
- Sonoma*

Private Colleges in California

- Academy of Art University
- Azusa Pacific University*
- California Institute of Technology *
- Concordia University/Irvine
- California Lutheran University*
- Chapman University*
- Holy Names University*
- Hult International Business School
- Loyola Marymount University
- Occidental College
- Saint Mary's College
- Santa Clara University*
- Scripps College
- University of San Diego
- University of San Francisco*
- University of Southern California
- University of the Pacific*
- Westmont College*
- Whittier College

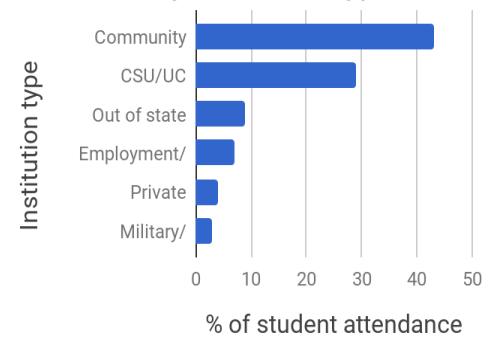
Out of State Schools

- Arizona State University*
- Beloit College*

Bemidji*

- Boise State University
- Boston University
- Brandeis University
- Carnegie Mellon University
- Clark Atlanta University
- Colgate University
- Colorado school of Mines
- Colorado State University*
- Concordia University/Portland
- Florida A&M University
- Fordham University
- George Fox University
- George Washington University
- Georgetown University
- Georgia Institute of Technology
- Gonzaga University
- Gordon College
- Howard University
- Harvey Mudd College*
- Hofstra University
- LDS Business College*
- Lewis & Clark College
- Linfield College
- Louisiana State University
- Marymount Manhattan College
- Miami University, Oxford*
- Michigan State University
- Montana State University
- Bozeman
- New York University*
- Northern Arizona University
- Ohio Wesleyan University
- Ohio State University
- Olin College of Engineering
- Oregon State University
- Pace University
- Pacific University
- Pennsylvania State University
- Point Park University
- Portland State University*
- Purdue University
- Regis University
- Rensselaer Polytechnic Institute
- Rhodes College
- Rochester Institute of Technology*
- Rose-Hulman Institute of Technology*
- Seattle University*
- Sewanee: University of the south
- Southern Oregon University
- Spelman College*
- Texas Christian University
- Tulane University*

Student % by Institution type



- University of Alabama
- University of Arizona*
- University of Chicago*
- University of Colorado at Boulder*
- University of Colorado at Denver
- University of Hawaii at Manoa*
- University of Illinois
- University of Michigan
- University of Mississippi
- University of Montana
- University of North Carolina at Chapel Hill
- University of Texas, Austin
- University of Nevada, Reno*
- University of Oregon*
- University of Portland
- University of Puget Sound
- University of Redlands
- University of Utah
- University of Washington
- University of Wisconsin
- Washington State University*
- Westerns Washington University
- Willamette University
- Wittenberg University
- Worcester Polytechnic Institute

Community / Vocational Schools

- Butte College*
- Cabrillo College*
- De Anza College*
- Evergreen Valley College*
- Foothill College*
- Los Angeles City College*
- Mission College*
- Ohlone College*
- Sacramento City College
- San Diego Mesa College*
- San Jose City College*
- Santa Barbara City College*
- West Valley College*

Out of Country

- University of Edinburgh
- University College Dublin
- University of St. Andrew

* Indicates where one or more students from the class of 2017 matriculated.